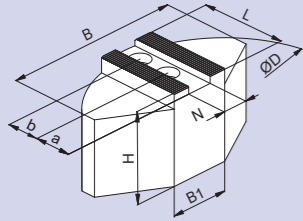


# SBS-D

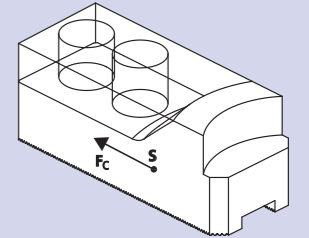
## Soft pie jaws



- Less deformation of easy deformed parts with wrap around jaws
- Inch serration 1/16" x 90° or 3/32" x 90°
- Material: 16MnCr5, Serration ground




**Pie jaws are heavy!**  
**High jaw mass = high loss of grip force under rotation.**  
 Lighten the jaws for high speeds!



Type	Id. No.	B	B1	H	L	D	N	Serration	a + b f. ISO 4762	kg/ Set	SMW-AUTOBLOK
SBS-D 165	035154	120	40	60	60	165	14	1/16" x 90°	25 + 22 M10	6.11	HFKN-D 165 SP/STP 160 AN/AL/BH/HB-D 165* BHD-FC 165* PB/PB/RC-D 165* AP/NT-D 170* BB-D 175* HYND-S 180*
SBS-D 160	081639	120	40	60	60	160	17	1/16" x 90°	25 + 22 M12	5.88	HFKN-D 210 SP/STP 200/240 AN/AL/BH/BB-D 210 BHD-FC 210 CC 240Z HB/PB/PB/RC-D 210 AP/APL/NT-D 215 AP/APL/NT-D 260* HYND-S 210/226
SBS-D 200	081640	140	64	60	70	200	17	1/16" x 90°	35 + 22 M12	8.83	HFKN-D 210 SP/STP 200/240 AN/AL/BH/BB-D 210 BHD-FC 210 CC 240Z HB/PB/PB/RC-D 210 AP/APL/NT-D 215 AP/APL/NT-D 260* HYND-S 210/226
SBS-D 250/21	081642	180	104	70	80	250	21	1/16" x 90°	30 + 29 M16	14.49	HFKN-D 260/315 SP/STP 280 SP/SP-L 350 AN/AL/BH/BB-D 250* AN/AL/BH/BB-D 315* BHD-FC 250/315* RC-D 250/305/400* CC 350Z HB/PB/PB/RC-D 250/315* AP/APL/NT-D 315* HYND-S 250/315/400* AP/AP-L/NT-D 400*
SBS-D 400	133459	330	150	85	155	440	25.5	3/32" x 90°	85 + 35 M20	53.49	BB-N 400/470/500/600 BB-N ES 400/470/500/600 BB-EXL(SC)2G 510/660 AN/AL/BB-D 400 BH-D 400/450/500/630/800 BHD-FC 400/500/630 IN/L-D 500/630/800 HYDL-S 500/630/800

\* With single T-nuts only

Autoblok	Forkardt	Röhm	Schunk
GHD-FC 165 GHDN 165			TP 160 ROTA TP 160
ODL 200 ODN 200/220 HDL 200 HDN 200/220 GHD/FC 210 GHDN 210 HDB 220 CD 200 210 RCD	QLK/QLC 160/175/200 QLK/QLC-KS 200/250 QLK/QLC-LS 160/200 QLC-AG 200 NH/NHF 160/175/200 KL/KT/KTG/KTN/KS-PS 160/200 KS 160/200/250 KSF 175/200 KGF/KGFH/KTH 160/175/200 KG/KP 200 UVE 160/200/250	KFD/KFD-HF 160/200 KFH/KFH-F/KFH-G/KFH-NC 160/200 KFD-AF 160/200 KFD-HE 210 SPD/SPO 160/215 LVE 200	TH/THF/HSL 165/210 ROTA NCD 185/210 ROTA NC/ROTA NCF 165/210 ROTA NCO 165/210 ROTA NCK plus 210/250 ROTA 2B 160 ROTA TP 200 TP 200
ODL 200 ODN 200/220/250 S HDL 200 HDN 200/220/250 S GHD/FC 210 GHDN 210 HDB 220 CD 200 210 RCD	QLK/QLC 200 QLK/QLC-KS 200/250 QLK/QLC-LS 200 QLC-AG 200 NH/NHF 200 KL/KT/KTG/KTN/KS-PS 200 KS 200/250 KSF 200 KGF/KGFH/KTH 200 KG/KP 200 UVE 200/250	KFD/KFD-HF 200 KFH/KFH-F/KFH-G/KFH-NC 200 KFD-AF 200 KFD-HE 210 SPD/SPO 215 LVE 200	TH/THF/HSL 210 ROTA NCD 210 ROTA NC/ROTA NCF/ROTA NCO 210 ROTA NCK plus 210/250 ROTA 2B ROTA TP 200 TP 200
ODL 250/315/400 ODN 250/315/400 HDL 250/315/400 HDN 200/315/400 GHD/FC 250/305/400 GHDN 250/315/400 HDB 300 CD 250/315-65/315-85 250 RCD 305 RCD	QLK/QLC 250/315 QLK/QLC-KS 315/400 QLK/QLC-LS 250/315 QLC-AG 250/315 KG/KT/KP/KTG/KTN/KTG 250/315 KLNC/NH/NHF 250/315 KS 315/400 KSPS 250/300 KSH/KSHF 250/315/400 HF315 UVE315	KFD/KFD-HF 250/315 KFH/KFH-F/KFH-G/KFH-NC 250/315 KFD-AF 250/315 KFD-HE 254/315 KFL 315/400 SPD/SPO 300 LVE 250/305/315	TH/THF/HSL 250/315 ROTA NC/ROTA NCD 250/315 ROTA NCF 250/315 ROTA NCO 260/315 ROTA NCK plus 315 ROTA TP 250/315 TP 250/315
	QLK/QLC 400 NH/NHF 400/500/630 KT/KTG 400/500/630 KS 500/630 KG/KL/KP/KLNC 400/500 KSHF 630 KSH 500 KSL 630 KSPS 400 UVE 400/500/630/800	KFD 400/500/630/800 KFD-HF 400/500/630 KFD-HS 400/500 KFD-HE 400 KFH/KFH-F/KFH-G/KFH-NC 400/500 KFL 500/600 KFD-HE 400 LVE 400/500/630/800/1000	TH/THF 400/500 HSL 400 HSG 400/500 ROTA NC/ROTA NCD 400/500 ROTA NCF/ROTA NCO 400/500



SMW-AUTOBLOK 26, 35, 184, 186  
 SMW-AUTOBLOK 63  
 SMW-AUTOBLOK 74