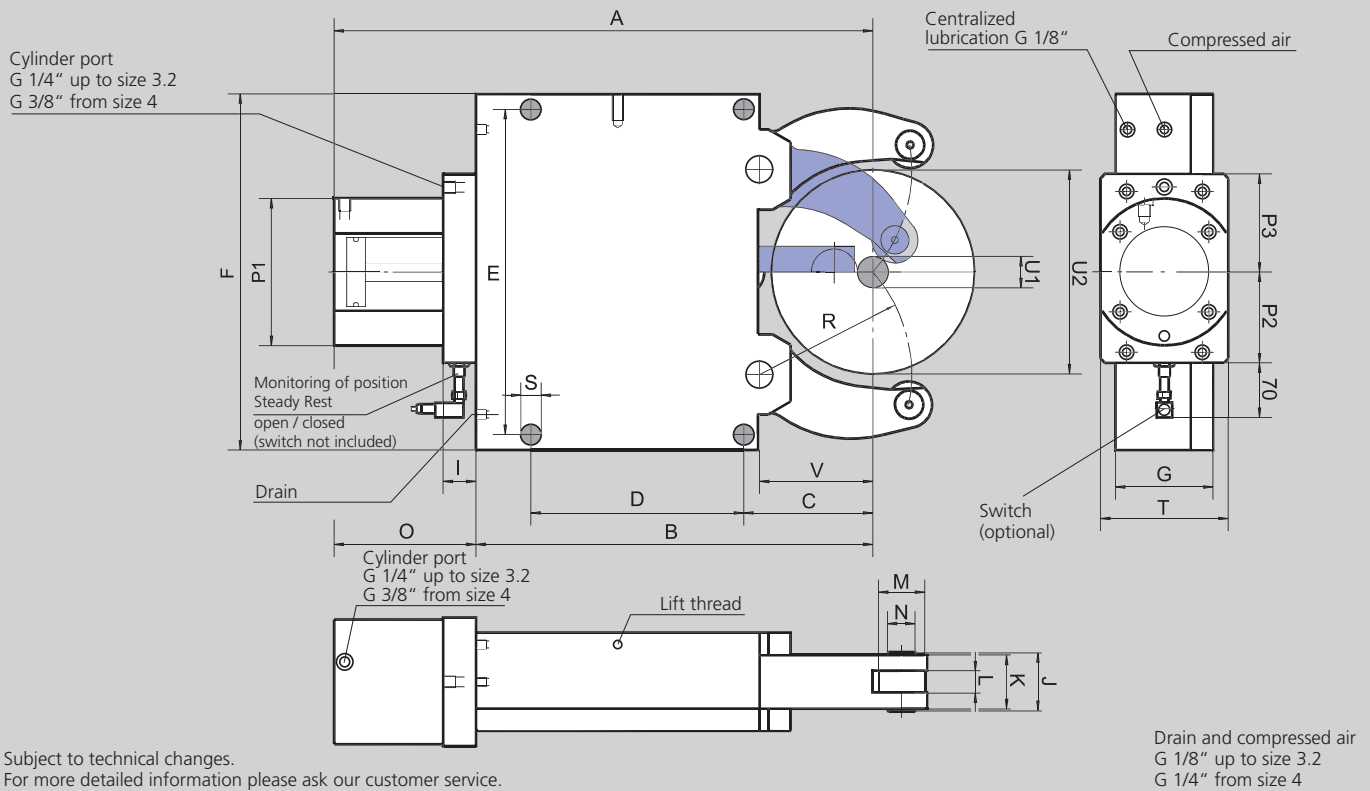


- Large clamping range
- Monitoring open / closed via proximity switch
- Hardened arms



SMW-AUTOBLOK Type Size		SLU 1	SLU 2	SLU 3	SLU 3.1	SLU 3.2	SLU 4	SLU 5	SLU 5.1	SLU 6
Centering range without chip guard	U1	4	8	12	20	50	30	45	85	125
	U2	64	101	152	165	200	245	310	350	460
Centering range with chip guard 3-piece	U1	8	12	14	20	50	30	45	85	125
	U2	64	101	152	165	200	245	310	350	460
	A	207	279.5	429	437	455	608	697.5	717.5	944.5
	B	137	195	312	320	335	448	510	530	709
	C	51	70	115	123	138	146	178	198	215
	D	64	85	135	135	135	240	270	270	330
	E	118	170	262	262	262	365	400	400	610 / 640
	F	132	190	290	290	290	400	440	440	680
	G	55	70	85	85	85	110	145	145	145
	I	33	33	37	37	37	37	37	37	37
	J	26	42	52	52	52	67	83	83	83
	K	20	35	45	45	45	60	75	75	75
Width of rollers	L	12	19	25	25	25	25	29	29	29
Diameter of rollers	M	19	35	47	47	47	52	62	62	80
Diameter of collars	N	6	21	25	25	25	32	36	36	42
	O	70	84.5	117	117	120	160	187.5	187.5	235.5
	P1	84	102	137	137	137	165	165	165	190
	P2	66	72	90	90	90	102	102	102	115
	P3	66	75	100	100	100	110	110	110	130
	R	50.5	74	119	124	139	172	209	229	290
	S	11	14	18	18	18	23	23	23	27
	T	70	70	100	100	100	144	144	144	158
	V	37	52	85	93	103	128	160	180	175
Piston area	cm <sup>2</sup>	7	19.6	50	50	50	78	78	78	132
Operation pressure min. / max.	bar	6 / 50	8 / 70	8 / 60	8 / 60	8 / 60	8 / 60	8 / 80	8 / 80	8 / 70
Max. clamping force / roller	daN	100	450	1000	1000	1000	1500	2000	2000	3000
Centering accuracy within the whole range	mm	0.02	0.02	0.04	0.04	0.04	0.05	0.06	0.06	0.06
Repeatability accuracy	mm	0.005	0.005	0.007	0.007	0.007	0.007	0.01	0.01	0.01
Max. roller surface speed	m/min	800	800	725	725	725	715	600	600	560
Weight approx.	kg	6	14	39	40	43	92	152	155	420













- Ordering review
- Accessories
- Wearing parts

## SLU Steady Rest (including 1 set of SMW-AUTOBLOK cylindrical rollers)

Steady Rest size		1	2	3	3.1	3.2	4	5	5.1	6
<b>SLU-M</b> Manual lubrication	Id. No.	025804	025805	025806	025807	120689	122186	122416	122469	026586
<b>SLU-Z</b> Central lubrication oil	Id. No.	025457	025402	025401	025406	120690	122185	122415	122468	026492
<b>SLU-OLD</b> Central lubrication oil + air	Id. No.	027649	027650	027651	027652	120691	122187	122417	122470	027655

## Type SLU

◆ denotes wearing parts, recommended stock items

Steady Rest size		1	2	3	3.1	3.2	4	5	5.1	6
Compact lubrication system for oil pressure lubrication Container 2.7 l, 220 V *,**		088707	088707	088707	088707	088707	088707	088707	088707	088707
Eccenter fine adjustment compl. at lever arm (2 pcs. per Steady Rest) manual / central lubrication		-	026120	018437	018437	018437	018444	018450	018450	026595
Inductive limit switch		087926	087926	087926	087926	087926	087926	087926	087926	087926
Swarf guard 3-pieces	 ◆	026115	026116	026117	026117	026117	026118	026119	026119	026597
Spring loaded chip-guard	 ◆	025781	025760	025759	025759	025759	025758	025757	025757	026596
Roller stripper (2-pieces) for middle piece	 ◆	029795	029796	029797	029797	029797	029798	029799	029799	029800
Rollers cylindrical design	 ◆	017869	016952	016951	016951	016951	016953	018345	018345	026594
Rollers spherical design	 ◆	016900	017658	018433	018433	018433	018443	019545	019545	121302
Rollers synthetic material***	 ◆	024409	029451	023443	023443	023443	023672	023650	023650	on request
Roller stripper (2-pieces) for middle piece with roller synthetic material	 ◆	029795	197520	029797	029797	029797	205400	029799	029799	-
Rollers carbide	 ◆	128794	129223	129225	129225	129225	220918	222038	222038	on request
Adjustment device 1 set = 3 pieces		-	-	200178	200178	200178	200179	200179	200179	200179

\* When placing an order please advise voltage.

\*\* On request 110 V available.

\*\*\* Attention: Reduced clamping force! Please refer to the clamping force value marked on the roller.