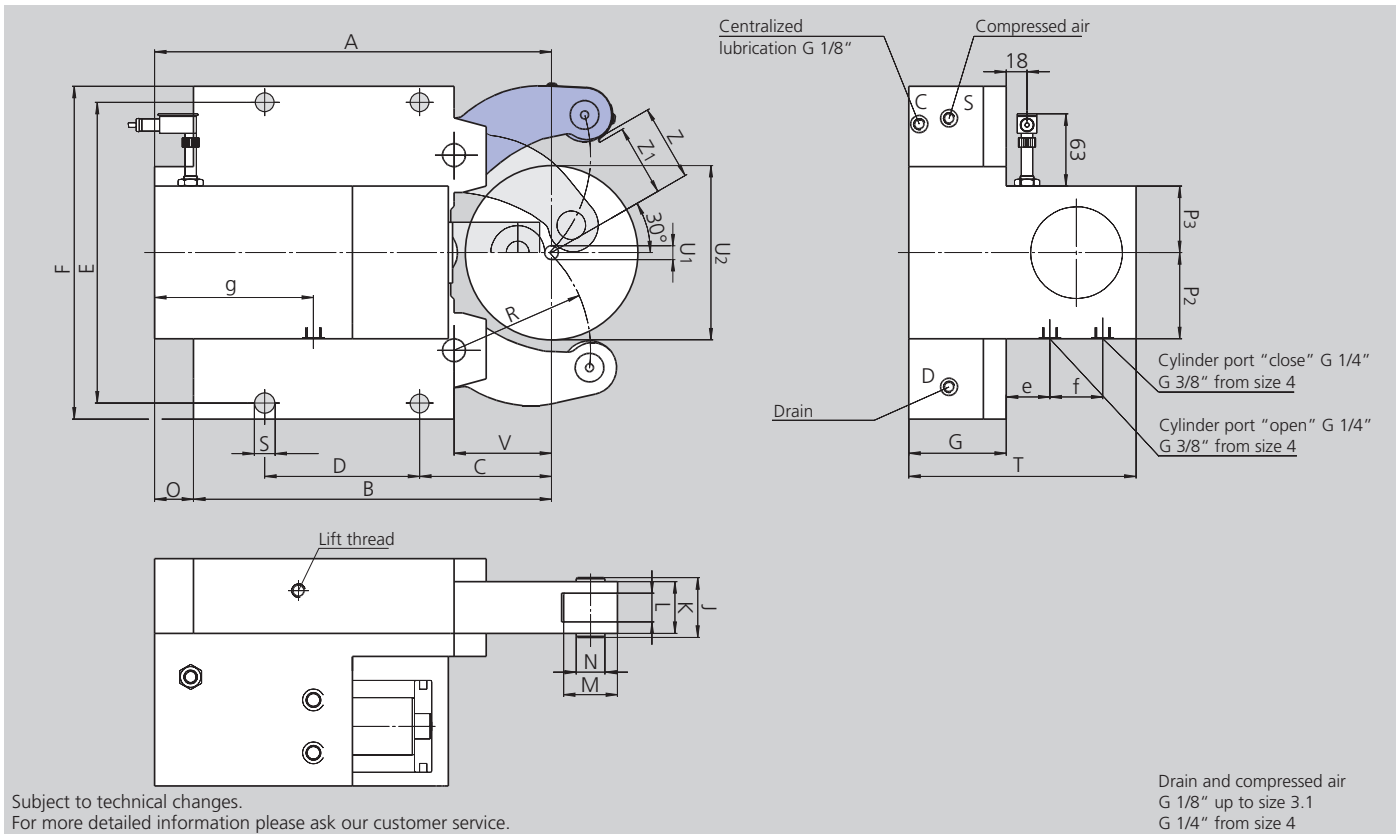


SLUB-A

Self-centering Steady Rests
Standard line

Extra compact with side mounted cylinder
Additional pivoting upper arm for vertical loading

- Monitoring open / closed via proximity switch
- Special sizes on request



SMW-AUTOBLOK Type Size		SLUB-A 3	SLUB-A 3.1	SLUB-A 4	SLUB-A 5	SLUB-A 6
Centering range without chip guard	U1	12	22	35	50	160
	U2	130	150	220	268	460**
Centering range with chip guard 3-piece	U1	14	22	35	50	160
	U2	130	150	220	268	460**
Vertical loading without chip guard	Z	66	76	111	135	230**
Vertical loading with chip guard	Z1	62	72	106.5	130	225**
	A	346	354	480	600.5	800
	B	312	320	448	510	709
	C	115	123	146	178	215
	D	135	135	240	270	330
	E	262	262	365	400	610 / 640
	F	290	290	400	440	680
	G	85	85	110	145	145
	J	52	52	67	83	83
	K	45	45	60	75	75
Width of rollers	L	25	25	25	29	29
Diameter of rollers	M	47	47	52	62	80
Diameter of collars	N	25	25	32	36	42
	O	34	34	32	90.5	91
	P2	75	75	68	85	87
	P3	58	58	85	85	104
	R	119	124	172	209	290
	S	18	18	23	23	27
	T	198	198	243.5	325	350
	V	85	93	128	160	175
	e	38	38	38.5	79.5	74.5
	f	46	46	66	66	96
	g	138.5	138.5	188	210	230
Piston area*	cm ²	50	50	78	78	132
Operating pressure min / max.	bar	8 / 60	8 / 60	8 / 60	8 / 80	8 / 70
Max. clamping force / roller	daN	1000	1000	1500	2000	3000
Centering accuracy within the whole range	mm	0.04	0.04	0.05	0.06	0.06
Repeatability accuracy	mm	0.007	0.007	0.007	0.01	0.01
Max. roller surface speed	m/min	725	725	715	600	560
Weight approx.	kg	45	46	106	175	483

* On request cylinder differing from standard available.

** SLUA-B-6: Loading diameter U2 = 460 only under 19° installation.

SLUB-A

Self-centering Steady Rests
Standard line













- Ordering review
- Accessories
- Wearing parts

SLUB-A Steady Rest with stroke control Steady Rest open / closed via proximity switch (without proximity switch)

Steady Rest size		3	3.1	4	5	6
SLUB-A-M Manual lubrication	Id. No.	029870	029871	029872	029873	029874
SLUB-A-Z Central lubrication oil	Id. No.	029860	029861	029862	029863	029864
SLUB-A-OLD Central lubrication oil + air	Id. No.	029880	029881	029882	029883	029884

Type SLUB-A

◆ denotes wearing parts, recommended stock items

Steady Rest size		3	3.1	4	5	6
Compact lubrication system for oil pressure lubrication Container 2.7 l, 220 V *, **		088707	088707	088707	088707	088707
Compact lubrication system for oil & air lubrication Container 2.7 l, 220 V *, **		088708	088708	088708	088708	088708
Eccenter fine adjustment compl. at lever arm (2 pcs. per Steady Rest)		018437	018437	018444	018450	026595
Inductive limit switch		087926	087926	087926	087926	087926
Swarf guard 3-pieces	 ◆	026117	026117	026118	026119	026597
Roller stripper (2-pieces) for middle piece	 ◆	029797	029797	029798	029799	029800
Rollers cylindrical design	 ◆	016951	016951	016953	018345	026594
Rollers spherical design	 ◆	018433	018433	018443	019545	121302
Rollers synthetic material***	 ◆	023443	023443	023672	023650	on request
Roller stripper (2-pieces) for middle piece with roller synthetic material	 ◆	029797	029797	205400	029799	-
Rollers carbide	 ◆	129225	129225	220918	222038	on request
Adjustment device 1 set = 3 pieces		200178	200178	200179	200179	200179

* When placing an order please advise voltage.

** On request 110 V available.

*** Attention: Reduced clamping force! Please refer to the clamping force value marked on the roller.