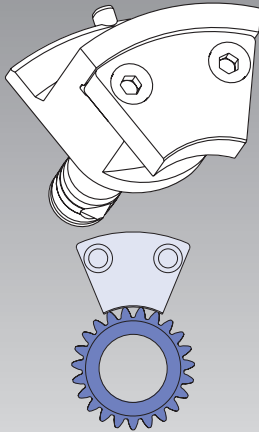


- Radial O.D. or pitch line clamping
- With central bore
- Centrifugal force compensation

Jaws

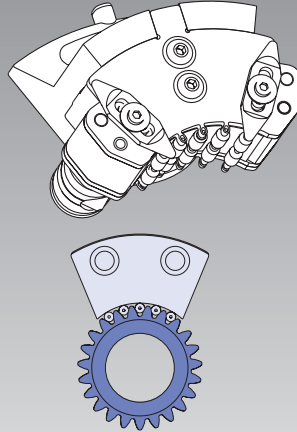
Type A



External clamping

Jaws

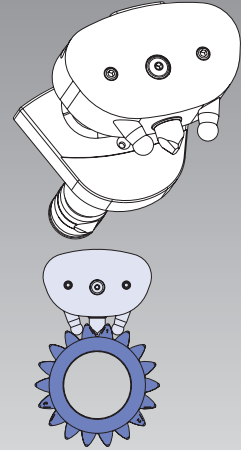
Type B



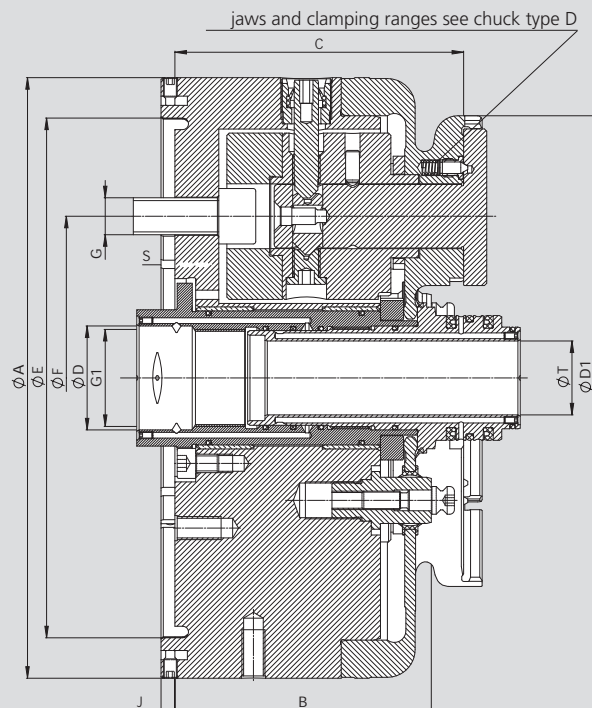

Pitchline clamping with roller cage

Jaws

Type C



Pitchline clamping with clamping pin



Subject to technical changes.
For more detailed information please ask for customer drawing.

SMW-AUTOBLOK Type			D-PLUS-260	D-PLUS-315
Mounting	Size		225	275
	A	mm	260	315
	B	mm	111	111
	C	mm	125	125
	D1	mm	227	275
	E	mm	225	275
	F	mm	140	171.4
	G		M16	M16
	G1		M42x1.5	M60x1.5
	J	mm	6	6
	P H6	mm	45	63
Piston stroke	S	mm	1.5	1.5
Through hole	T	mm	32	50
Draw pull min./max.*	F1	kN	0-25	0-30
Draw push for chuck open	F2	kN	25	30
Moment of inertia		kg·m ²	0.45	0.75
Weight without top tooling		kg	44	65
Recommended actuating cylinders	Type		SIN-DFR	SIN-DFR

* Additional actuation force to the diaphragm spring clamping force applied by the clamping cylinder.

Advice: The max. allowed speed for the application is permanently marked on the corresponding top jaws and must not be exceeded.

Advice: Please note, that it is important, that the cylinder force for pushing and pulling can be set to different values independently!

Important: Never rotate the chuck without inserted jaws, otherwise the centrifugal force compensation mechanism will get damaged.