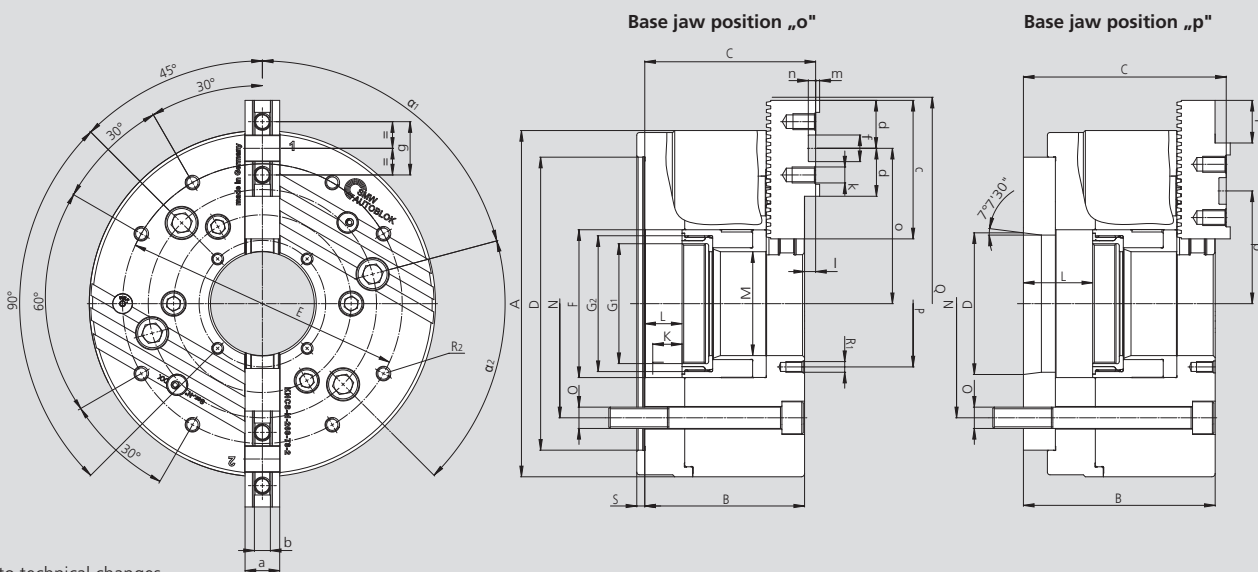


#### Jaw position: open position for external clamping

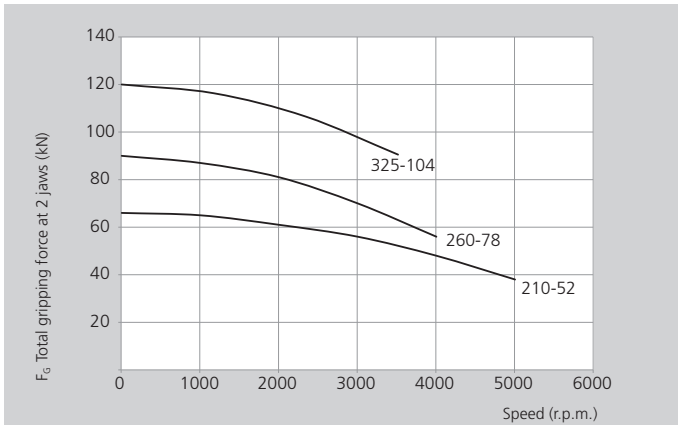


Subject to technical changes.  
For more detailed information please ask our customer service.

SMW-AUTOBLOK Type		KNCS-N 210-52-2			KNCS-N 260-78-2				KNCS-N 325-104-2			
Mounting		Z170	A06	A08	Z170	Z220	A06	A08	Z220	Z300	A08	A11
	<b>A</b>	215			260				324			
	<b>B</b>	105	122	124	120	120	137	139	129.9	129.9	148.9	150.9
	<b>C</b>	109.9	126.9	128.9	128.3	128.3	145.3	147.3	139.2	139.2	158.2	160.2
	<b>D H6</b>	170	106.375	139.719	170	220	106.375	139.719	220	300	139.719	196.869
	<b>E</b>	168			210				268			
	<b>F</b>	85			111				144			
Rotating ring nut / depth	<b>G1</b>	M60 x 1.5 / 16			M90 x 2.0 / 20				M115 x 2.0 / 22			
Piston thread / depth	<b>G2</b>	M75 x 2.0 / 19			M102 x 2.0 / 23				M132 x 2.0 / 25			
Piston stroke	<b>K</b>	25			28				28			
Max.	<b>L</b>	25	42	44	28	28	45	47	28.1	28.1	47.1	49.1
	<b>M</b>	52			78				104			
Fixing bolt circle	<b>N</b>	133.4		171.4	133.4	171.4	133.4	171.4	171.4	235.0	171.4	235.0
Fixing bolt	<b>O</b>	M12		M16	M12	M16	M12	M16	M16	M20	M16	M20
	<b>P</b>	72			95				130			
Max. Ø	<b>Q</b>	261			307				385			
Thread / thread depth	<b>R1</b>	M6 / 10			M8 / 14				M10 / 16			
Thread / thread depth	<b>R2</b>	M10 / 12			M10 / 18				M10 / 16			
	<b>S</b>	6			6				6			
	<b>a</b>	22			26				32			
	<b>b f7</b>	10			12				12			
	<b>c</b>	85			104				115			
	<b>d</b>	33			36				36			
	<b>f H7</b>	20			20				20			
	<b>g</b>	40			40				40			
Thread / thread depth	<b>k</b>	M8 / 13			M12 / 17				M12 / 17			
	<b>l</b>	4.9			8.3				9.3			
	<b>m</b>	2.5			3				3			
	<b>n</b>	4.5			5.5				6			
Max. / min.	<b>o</b>	96.72 / 68.45			116.65 / 83.65				155.783 / 106.301			
Max. / min.	<b>p</b>	77.74 / 49.47			84.66 / 51.66				111.781 / 62.299			
Base jaw tooth pitch	-	4.7			5.5				5.5			
Base jaw offset	<b>r</b>	28.27			32.988				49.482			
Number of teeth	teeth	6			6				9			
$\alpha_1 / \alpha_2$ (for fixing bolts)	deg.	73.5 / 60			75 / 60				75 / 60			
Stroke per jaw at piston stroke <b>K</b>	mm	7 / 25			8 / 28				8 / 28			
Max. actuating force	kN	35			47				63			
Max. total gripping	kN	66			90				120			
Max. speed	r.p.m.	5000			4000				3500			
Weight without jaws	kg	27.8	29.3	30.0	45.1	44.5	46.6	47.3	72.3	77.3	75.2	82.8
Moment of inertia	kg·m <sup>2</sup>	0.17	0.18	0.19	0.41	0.41	0.43	0.44	1.09	1.17	1.11	1.26
Rec. closed center cylinder	Type	SIN-S 125 / 150			SIN-S 150 / 175				SIN-S 150 / 175 / 200			
Rec. open center cylinder	Type	VNK-T2 130-52			VNK-T2 170-77				VNK-T2 250-110			

■ Ordering review

## Actual gripping force diagram



The data in the diagrams refer to 2-jaw chucks, newly maintained according to their service manuals using SMW-AUTOBLOK K05 grease. The static and dynamic gripping forces have been measured using standard soft top jaws, placed in a position not exceeding the outer diameter of the chuck.

**⚠ Safety advice / danger of damage:**

When using taller / heavier jaws and / or clamping on a bigger diameter reduce draw pull / rotating speed accordingly.

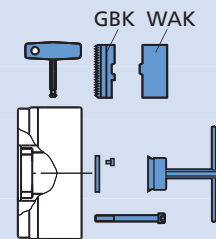
## Ordering review

### KNCS-N + GBK + WAK

**Supply range:**

Chuck + key + mounting bolts + mounting key + 1 set hardened base jaws type GBK  
+ 1 set soft top jaws type WAK + 1 set of coverplates

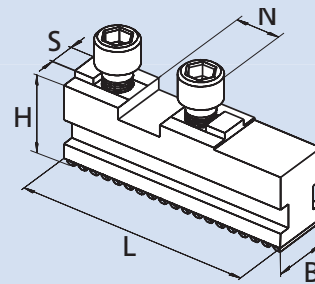
spindle mounting	size	KNCS-N 210-52	KNCS-N 260-78	KNCS-N 325-104
	Centering rim small		-	Z 170 162014
Centering rim large		Z 170 162034	Z 220 162015	Z 300 161860
A 06		162037	162020	-
A 08		162040	162021	161861
A 11		-	-	161862



## GBK

### Hardened base jaws

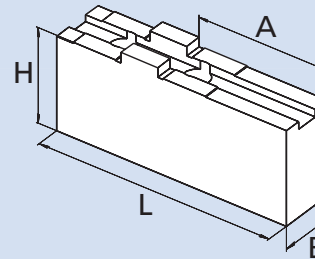
KNCS-N	210	260	325
Jaw type	GBK 200	GBK 250	GBK 315
Id. No.	012440-2	012441-2	012442-2
B	22	26	32
H	29.5	37	43
L	85	104	115
N	20	20	20
S	10	12	12
kg / set	0.7	1.3	1.9



## WAK

### Soft top jaws

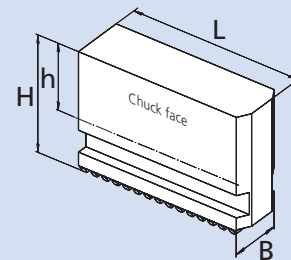
KNCS-N	210	260	325
Jaw type	WAK 200-10	WAK 250-10	WAK 250-10
Id. No.	012492-2	012493-2	012493-2
B	22	30	30
H	42	50	50
L	105	125	125
A	50	70	70
kg / set	1.3	2.5	2.5



## UVB

### Soft monoblock jaws

KNCS-N	210	260	325
Jaw type	UVB 200	UVB 250	UVB 315
Id. No.	012448-2	012449-2	012450-2
B	22	26	32
H	70	90	100
h	45	61	66
L	83	108	119
kg / set	1.8	3.7	5.5



■ Soft top jaws wide version

## Soft top jaws wide version

### WAKS

Soft top jaws  
Wide version

Type	Id. No.	B	H	L	A	kg / set	SMW-AUTOBLOK Chuck type
WAKS 200-10	080934-2	30	51	100	57	2.1	KNCS-N 210
WAKS 200-20	080935-2	30	66	100	45	2.7	
WAKS 200-30	012497-2	40	36	70	27	1.4	
WAKS 200-31	080936-2	40	56	85	43	2.7	
WAKS 200-32	036733-2	40	76	95	52	4.1	
WAKS 250-10	080937-2	40	55	125	70	3.8	KNCS-N 260 KNCS-N 325
WAKS 250-11	080938-2	40	75	125	70	5.1	
WAKS 250-12	080939-2	40	95	125	70	6.5	
WAKS 250-13	080940-2	40	115	125	70	7.9	
WAKS 250-20	012498-2	60	55	90	44	4.2	
WAKS 250-21	080942-2	60	55	110	60	3.2	
WAKS 250-22	080943-2	60	75	90	44	5.7	
WAKS 250-23	080944-2	60	75	110	60	7.0	
WAKS 250-30	012499-2	80	55	90	44	5.8	
WAKS 250-31	080945-2	80	75	110	60	9.7	

